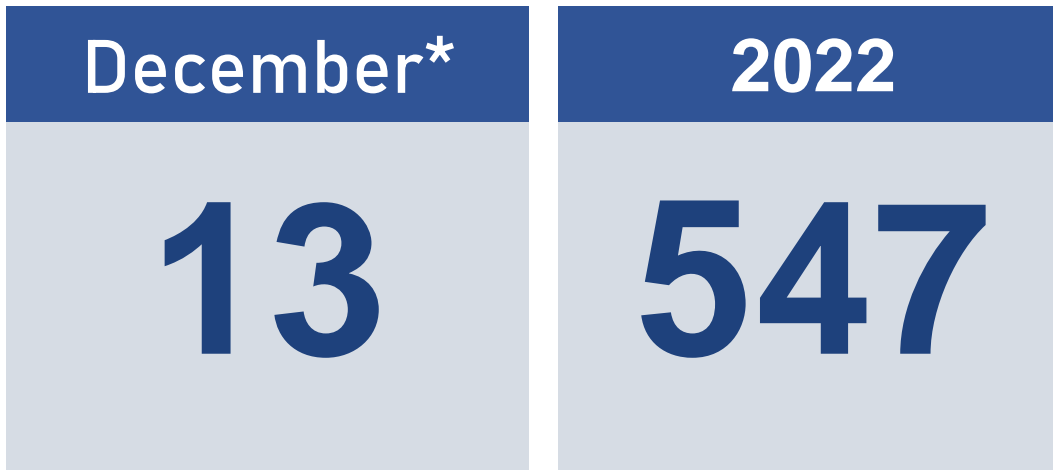



The following statistics show the status and demographics of absent Kansas foster youth and track DCF's successful recovery efforts.

RECOVERED YOUTH

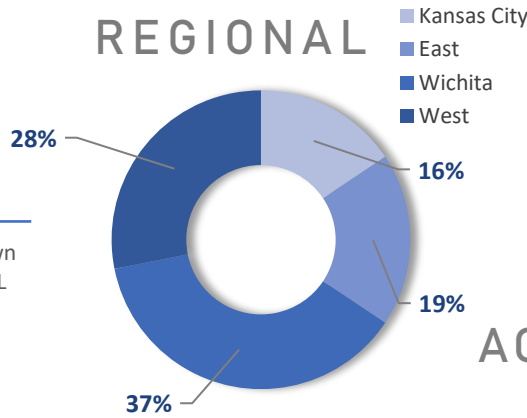


*A youth may be recovered more than once per month.

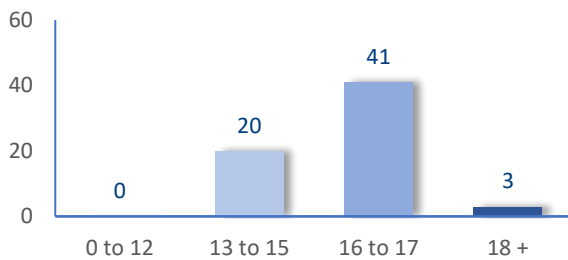
CURRENT AWOL YOUTH



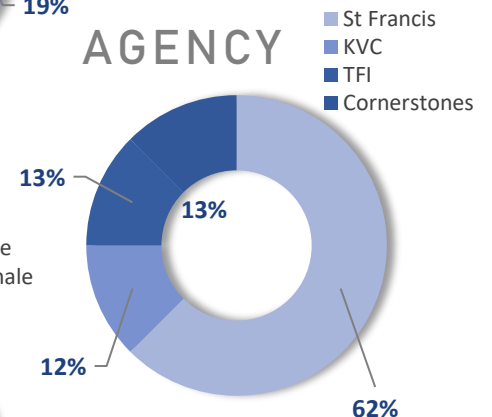
REGIONAL



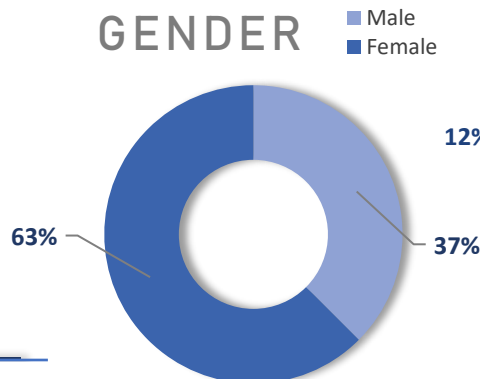
AGE



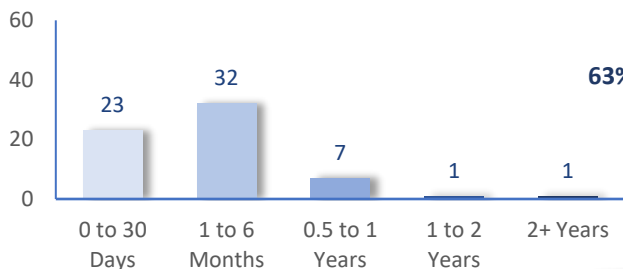
AGENCY



GENDER



TIME



DAILY AWOL YOUTH

2022

| September | | October | | November | | December | |
|-----------|--------|---------|--------|----------|--------|----------|--------|
| DATE | # AWOL | DATE | # AWOL | DATE | # AWOL | DATE | # AWOL |
| 1 | 69 | 3 | 65 | 1 | 59 | 1 | 61 |
| 2 | 66 | 4 | 66 | 2 | 58 | 2 | 62 |
| 6 | 70 | 5 | 64 | 3 | 58 | 5 | 61 |
| 7 | 70 | 6 | 65 | 4 | 61 | 6 | 65 |
| 8 | 70 | 7 | 65 | 7 | 63 | 7 | 64 |
| 9 | 69 | 10 | 63 | 8 | 60 | 8 | 64 |
| 12 | 69 | 11 | 65 | 9 | 61 | 9 | |
| 13 | 71 | 12 | 68 | 10 | 60 | 12 | |
| 14 | 71 | 13 | 62 | 14 | 59 | 13 | |
| 15 | 72 | 14 | 62 | 15 | 57 | 14 | |
| 16 | 67 | 17 | 72 | 16 | 56 | 15 | |
| 19 | 66 | 18 | 73 | 17 | 56 | 16 | |
| 20 | 64 | 19 | 63 | 18 | 56 | 19 | |
| 21 | 65 | 20 | 62 | 21 | 56 | 20 | |
| 22 | 64 | 21 | 60 | 22 | 56 | 21 | |
| 23 | 64 | 24 | 59 | 23 | 58 | 22 | |
| 26 | 66 | 25 | 61 | 28 | 56 | 23 | |
| 27 | 68 | 26 | 60 | 29 | 54 | 27 | |
| 28 | 67 | 27 | 58 | 30 | 59 | 28 | |
| 29 | 66 | 28 | 57 | | | 29 | |
| 30 | 64 | 31 | 57 | | | 30 | |